

20th Anniversary

FTSE China A50 Index



**FTSE
RUSSELL**

An LSEG Business



Introduction

The FTSE China A50 Index was launched 20 years ago in 2003, when most skyscrapers were not even built in Shanghai Pudong. This index is one of the first China A Share indices offered by an international index provider.

The FTSE China A50 Index is designed to track the largest 50 Chinese A Share companies eligible under the Northbound Stock Connect scheme. The index has historically displayed high correlation with the broader China A Share market.

Since 2003, the FTSE China A50 Index has evolved with market development. The index now accounts for

foreign ownership limits as well as sanctioned stock treatment, enhancing its investability among international investors.

Despite this evolution, FTSE China A50's Index methodology has continued to follow a transparent, well understood free float market cap adjusted index methodology a standard for indices with a modest number of constituents.

Used by multiple ETFs and backed by liquid derivatives, the well built FTSE China A50 Index ecosystem, provides investors with both a means to access the largest Chinese companies in the A Share market, as well as a tool for risk management.



FTSE China A50 Index

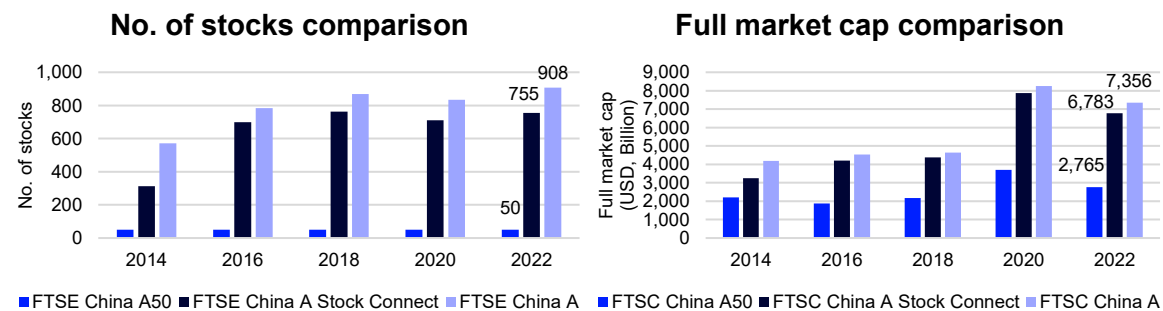
Remaining relevant to investors looking for China A Share market exposure

The FTSE China A50 Index comprises the 50 largest A Share securities listed on the Shanghai and Shenzhen exchanges. The number 50, relative to the 908 large and mid cap stocks in the FTSE China A Index, may at first, appear somewhat narrow.

So, how is this index, comprising a “narrow” set of stocks relevant to investors looking for broad China A share exposure?

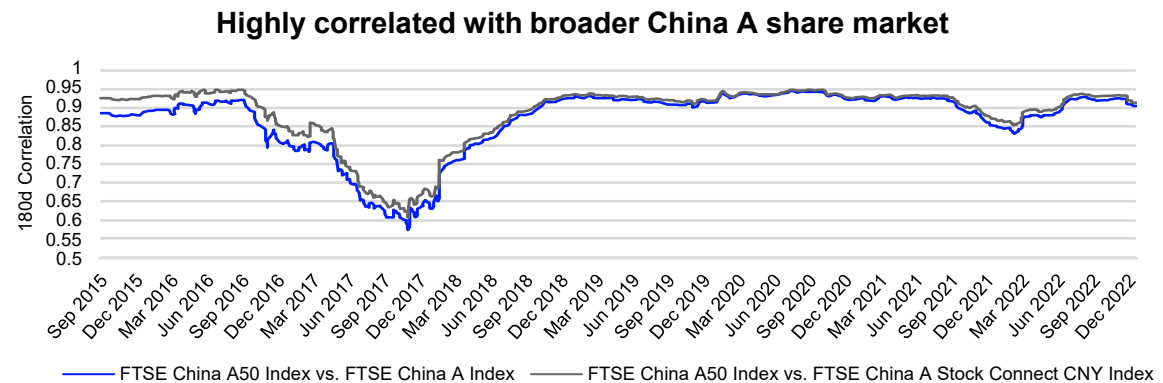
Because these are the 50 largest Chinese companies. The FTSE China A50 Index still represents over a third of the broader China A Share market based on full market cap.

Additionally, the FTSE China A50 Index is highly correlated to the broader China A Share market hovering mostly above 90% historically.



Source: FTSE Russell; as of 30 December 2022. Past performance is no guarantee of future returns

FTSE China A50	FTSE China A Stock Connect	FTSE China A
Largest 50	755 large-& mid-cap	908 large-& mid-cap
FOL adjusted	FOL adjusted	FOL adjusted
Sanctioned stock treatment applicable	Sanctioned stock treatment applicable	Sanctioned stock treatment applicable
Northbound Stock Connect eligibility	Northbound Stock Connect eligibility	QFIs & Northbound Stock Connect eligibility

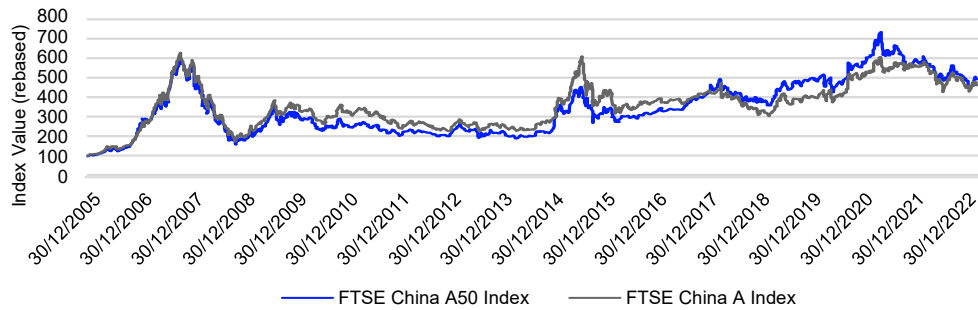


Source: FTSE Russell; as of 30 December 2022. Past performance is no guarantee of future returns
 Note: 2017 is a year for mega-cap stocks FTSE China A50 recorded a total return of +34.4% in renminbi terms, versus FTSE China A at +133% and FTSE China A Stock Connect at +14.5%

FTSE China A50 Index

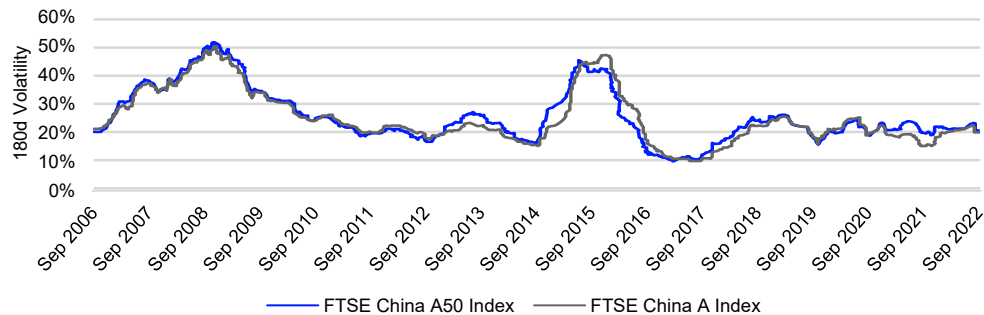
A study on return & volatility against the broader China A share market

Higher total return vs. broader China A share market over the long term



Source- FTSE Russell; as of 30 December 2022 Rebased 30 Dec 2005. Presents index values for gross total return variant in renminbi. Past performance is no guarantee of future returns

Volatility consistent with broader China A share market



Source- FTSE Russell; as of 30 December 2022. Past performance is no guarantee of future returns

Myth

The FTSE China A50 Index contains only 50 stocks. Given this narrow set of constituents, when compared against a much wider set of stocks in the broad China A Share market, investors assume:

1. Returns cannot be in line with the broader China A share market
2. The index provides a more volatile performance vs. the broader China A share market

Reality

When comparing the history of the FTSE China A50 Index vs. the FTSE China A Index, the A50 shows:

1. Similar higher total returns to the broader China A Share market over the long term
2. Consistent volatility against the broader China A Share market

Conclusion

Myth debunked!

FTSE China A50 Index

A transparent methodology leading to a highly predictable index composition

Simple is beautiful

The FTSE China A50 Index has followed a free float market cap adjusted weighting approach since its launch . Nothing complicated. Nothing hidden. In fact, such an approach is standard for indices that have modest numbers of constituents.

This simple approach leads to a clear, preferable outcome:

Low idiosyncratic risk

No alteration of weights or the introduction of undesired risks which you might see with a sector balanced approach

Highly predictable composition

Bigger stocks get bigger weights, no surprises

Low turnover

The largest stocks typically remain as the largest stocks, resulting in a low index turnover which can benefit passive portfolio management approaches

Appropriate balance

A balance between tradability and representativeness

Recent methodology enhancements

In 2022, FTSE Russell proceeded with two upgrades to the FTSE China A50 Index methodology, improving investability as well as enhancing operational efficiency.

Foreign ownership limit

Starting with the March 2022 index review, a 28% FOL has been consistently applied , which resulted in the extra benefit of a better industry diversification of the index

Stock Connect

Starting with the June 2022 index review, all constituents have been subject to Northbound Stock Connect eligibility, mitigating operational hurdles for investment managers

Conclusion

The FTSE China A50 Index has transformed into an important tradable subset of the FTSE Global Equity Index Series with the latest enhancements in 2022.

By continuing to follow a simple, transparent methodology, the FTSE China A50 Index benefits from a highly predictable index composition and is a popular A Share index choice among ETF issuers.

Together with hugely liquid futures associated with the index, the established ecosystem is precisely what makes the FTSE China A50 Index so attractive for today's investors.

Disclaimer

© 2014, London Stock Exchange Group plc and its applicable group undertakings the “LSE Group”. The LSE Group includes FTSE International Limited “FTSE”, Financial Russell Company “Russell”, FTSE Global Debt Capital Markets Limited and FTSE Global Debt Capital Markets Limited together, “FTSE Canada”, MTSnext Limited “MTSnext”), Mergent, Inc. “Mergent”, FTSE Fixed Income LLC “FTSE FI”, The Field Book Index “B” and Bond Ratings S.A.S. “BR”. All rights reserved.

FTSE Russell® is a trading name of FTSE, Russell, FTSE Canada, MTSnext, Mergent, FTSE FI, B and BR. “FTSE®”, “Russell®”, “FTSE Russell®”, “MTSnext®”, “FTSE Good®”, “ICB®”, “Mergent®”, “The Field Book®”, “Bond Ratings®” and all other trademarks and service marks used herein whether registered or unregistered are trademarks and/or service marks owned or licensed by the applicable member of the LSE Group or their respective licensors and are owned, or used under licence, by FTSE, Russell, MTSnext, FTSE Canada, Mergent, FTSE FI, YB or BR. FTSE International Limited is authorised and regulated by the Financial Conduct Authority as a benchmark administrator.

All information is provided for information purposes only. All information and data contained in this publication is obtained by the LSE Group, from sources believed by it to be accurate and reliable. Because of the possibility of human and mechanical error as well as other factors, however, such information and data is provided “as is” without warranty of any kind. No member of the LSE Group nor their respective directors, officers, employees, partners or licensors make any claim, prediction, warranty or representation whatsoever, expressly or impliedly, either as to the accuracy, timeliness, completeness, merchantability of any information or of results to be obtained from the use of the FTSE Russell products, including but not limited to indexes, data and analytics or the fitness or suitability of the FTSE Russell products for any particular purpose to which they might be put. Any representation of historical data accessible through FTSE Russell products is provided for information purposes only and is not a reliable indicator of future performance.

No responsibility or liability can be accepted by any member of the LSE Group nor their respective directors, officers, employees, partners or licensors for (a) any loss or damage in whole or in part caused by, resulting from, or relating to any error (negligent or otherwise) or other circumstance involved in procuring, collecting, compiling, interpreting, analysing, editing, transcribing, transmitting, communicating or delivering any such information or data or from use of this document or links to this document or (b) any direct, indirect, special, consequential or incidental damages whatsoever, even if any member of the LSE Group is advised in advance of the possibility of such damages, resulting from the use of, or inability to use, such information.

No member of the LSE Group nor their respective directors, officers, employees, partners or licensors provide investment advice and nothing contained herein or accessible through FTSE Russell products, including statistical data and industry reports, should be taken as constituting financial or investment advice or a financial promotion.

Past performance is no guarantee of future results. Charts and graphs are provided for illustrative purposes only. Index returns shown may not represent the results of the actual trading of investable assets. Certain returns shown may reflect back tested performance. All performance presented prior to the index inception date is back tested performance. Back tested performance is not actual performance, but is hypothetical. The back test calculations are based on the same methodology that was in effect when the index was officially launched. However, back tested data may reflect the application of the index methodology with the benefit of hindsight, and the historic calculations of an index may change from month to month based on revisions to the underlying economic data used in the calculation of the index.

This document may contain forward looking assessments. These are based upon a number of assumptions concerning future conditions that ultimately may prove to be inaccurate. Such forward looking assessments are subject to risks and uncertainties and may be affected by various factors that may cause actual results to differ materially. No member of the LSE Group nor their licensors assume any duty to and do not undertake to update forward looking assessments.

No part of this information may be reproduced, stored in a retrieval system or transmitted in any form or by any means, electronic, mechanical, photocopying, recording or otherwise, without prior written permission of the applicable member of the LSE Group. Use and distribution of the LSE Group data requires a licence from FTSE, Russell, FTSE Canada, MTSnext, Mergent, FTSE FI, YB, BR and/or their respective licensors.

About FTSE Russell

FTSE Russell is a leading global index provider creating and managing a wide range of indices, data and analytic solutions to meet client needs across asset classes, style and strategies. Covering 98% of the investable market, FTSE Russell indices offer a true picture of global markets, combined with the specialist knowledge gained from developing local benchmarks around the world.

FTSE Russell index expertise and products are used extensively by institutional and retail investors globally. For over 30 years, leading asset owners, asset managers, ETF providers and investment banks have chosen FTSE Russell indices to benchmark their investment performance and create investment funds, ETFs, structured products and index based derivatives. FTSE Russell indices also provide clients with tools for asset allocation, investment strategy analysis and risk management.

A core set of universal principles guides FTSE Russell index design and management: a transparent rules based methodology is informed by independent committees of leading market participants. FTSE Russell is focused on index innovation and customer partnership applying the highest industry standards and embracing the IOSCO Principles. FTSE Russell is wholly owned by London Stock Exchange Group.

For more information, visit ftserussell.com

To learn more, visit ftserussell.com; email info@ftserussell.com; or call your regional Client Service Team office:

EMEA

+44 (0) 20 7866 1810

North America

+1 877 503 6437

Asia-Pacific

Hong Kong +852 2164 3333

Tokyo +81 3 4563 6346

Sydney +61 (0) 2 8823 3521